


RGB + Color Temperature

9W/Wireless remote control/AC input/50000h lifespan/E27

CE RoHS  LVD RED

<p>0-100% Dimming</p> 	<p>Color Temperature</p> 	<p>Millions of colors</p> 
---	--	---



<p>9w</p>		<p>Auto-transmitting Auto-synchronization</p> <p>50000h Lifespan 2.4G RF</p>  <p>Group Control with many zones, and endless LED bulbs in each zone</p>
------------------	---	--

850 LUMENS

Feature

- Match with Skydance's 2.4G RGB+CCT remote control, One bulb accept up to 10 remote control.
- Match with WiFi-relay device for smart phone control.
- 16 million colors and 10 dynamic mode, adjustable color temperature and saturation.
- Auto-transmitting function: bulb automatically transmit signal to another bulb with 30m control distance.
- Synchronize on multiple number of bulbs.
- Use SAMSUNG LED.
- 50,000 hours lifespan.

Technical parameter

Model	TK02	LED QTY	SAMSUNG 10pcs WW 2835 1W
Power	9W		SAMSUNG 10pcs CW 2835 1W
Voltage	AC86V-265V 50/60Hz		SANAN 4pcs RGB 5050 1.5W
Color Temperature	2700-6500K	Lifespan(h)	50000h
Ra/CRI	>80	Beam Angle	220°
PF(cos)	>0.5	Material	Aluminum + PC cover
Luminous Efficiency	95lm/W	Base	E27/E26/B22
Luminous Flux(lm)	850lm	Dimensions	Ø62*H116mm

Dimming data

Input signal	RF 2.4GHz
Control distance	30m
Dimming level	4096 levels
Dimming range	0-100%

Safety and EMC

EMC standard (EMC)	EN301 489,EN 62479
Safety standard(LVD)	EN60950
Radio Equipment(RED)	EN300 328
Certification	CE,EMC,LVD,RED

Environment

Operation temperature	Ta: -30°C ~ +55°C
Case temperature (Max.)	Tc: +85°C
IP rating	IP44

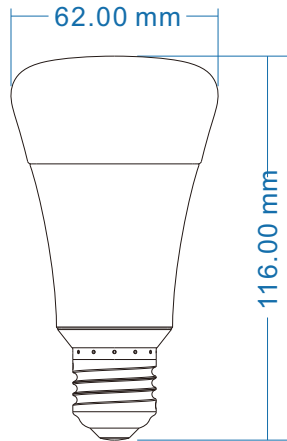
Warranty

Warranty	3 years
----------	---------

Safety guide


1. Make sure the voltage is between AC86-265V.
2. When install the light, please switch off the power to make sure safety.
3. The working power is high voltage alternating current, so it must be far away from people and must with ground connection.
4. Avoid using under high temperature or moisture.

Dimension



Controlled by wireless 2.4GHz remote control

Handhold remote



Wall mounted remote



Match method :

Switch off the power of the bulb, then switch on power again, immediately short press on/off key (single zone remote) or zone key(multiple zone remote) 3 times on the remote. The light blinks 3 times means match is successful.

Delete match :

Switch off the power of the bulb, then switch on power again, immediately short press on/off key(single zone remote) or zone key(multiple zone remote) 5 times on the remote. The light blinks 5 times means delete all matched remote.

Controlled by smart phone APP



Enter android market / App Store, Search SkySmart application software, download and install.

Dynamic mode list

No.	Name	No.	Name
1	RGB jump	6	RGB fade in and out
2	RGB smooth	7	Red fade in and out
3	6 color jump	8	Green fade in and out
4	6 color smooth	9	Blue fade in and out
5	Color temperature smooth	10	White fade in and out

Troubleshooting

1. The bulb does not respond to the RF remote.
 - Check if the power is switched on at the wall.
 - Check if the battery levels of the RF remote are normal, or replace battery.
2. The bulb changes unexpectedly by itself.

Possible reason: The bulb may be controlled by another RF remote.

Solution: You can delete match firstly, then match again.