









## Zigbee Scene Panel Remote Control

Model Name	Product Name	Pictrue	Parameters	Key Feature	Recommended Products	Distinguish Between Similar Products
PK8(WZS)	Zigbee 8 Button Scene Panel		Input voltage:100-240VAC Output signal:Zigbee 3.0 Remote distance:30m(Barrier-free space) Proudct Size:86x86x35.5mm(LxWxH)	<ul style="list-style-type: none"> <li>● 8 button scene panel remote,short press to recall the scene,long press for 3 seconds to turn off the scene.</li> <li>● Built-in Tuya Zigbee 3.0 remote module,supports scenario linkage and one-click execution.</li> <li>● Set scene function through Tuya APP.</li> <li>● Each button has a blue LED indicator.</li> <li>● Customizable button words.</li> <li>● Provide a variety of English button stickers,which can flexibly define the functions of each button.</li> </ul>	Zigbee Constant Voltage LED Controller:WZS2, WZ1, WZ5 Zigbee Triac Dimmer:S1-B(WZ), S1-F(WZ) Zigbee AC Switch:SS-L(WZ), SS-B(WZ) Zigbee Smart Curtain Motor:CM(WZ) Zigbee to DALI Converter:DA-M(WZ) ZigBee 0/1-10V Dimmer:L1(WZ), L2(WZ) Zigbee Constant Current LED Driver:PB-12A-L(WZS), PB-12A-2(WZS), CXR-21A(WZS), CXR-21A-2(WZS) ZigBee Gateway:WG-Z	/
PK4(WZS)	Zigbee 4 Button Scene Panel		Input voltage:100-240VAC Output signal:Zigbee 3.0 Remote distance:30m(Barrier-free space) Proudct Size:86x86x35.5mm(LxWxH)	<ul style="list-style-type: none"> <li>● 4 button scene panel remote,short press to recall the scene,long press for 3 seconds to turn off the scene.</li> <li>● Built-in Tuya Zigbee 3.0 remote module,supports scenario linkage and one-click execution.</li> <li>● Set scene function through Tuya APP.</li> <li>● Each button has a blue LED indicator.</li> <li>● Customizable button words.</li> <li>● Provide a variety of English button stickers,which can flexibly define the functions of each button.</li> </ul>	Zigbee Constant Voltage LED Controller:WZS2, WZ1, WZ5 Zigbee Triac Dimmer:S1-B(WZ), S1-F(WZ) Zigbee AC Switch:SS-L(WZ), SS-B(WZ) Zigbee Smart Curtain Motor:CM(WZ) Zigbee to DALI Converter:DA-M(WZ) ZigBee 0/1-10V Signal Converter:L1(WZ), L2(WZ) Zigbee Constant Current LED Driver:PB-12A-L(WZS), PB-12A-2(WZS), CXR-21A(WZS), CXR-21A-2(WZS) ZigBee Gateway:WG-Z	/
TS4(WZS)	Zigbee 4 Button Scene Touch Panel		Input voltage:100-240VAC Output signal:Zigbee 3.0 Remote distance:30m(Barrier-free space) Proudct Size:86x86x33mm(LxWxH)	<ul style="list-style-type: none"> <li>● 4 button scene panel remote,short press to recall the scene,long press for 3 seconds to turn off the scene.</li> <li>● Built-in Tuya Zigbee 3.0 remote module,supports scenario linkage and one-click execution.</li> <li>● Set scene function through Tuya APP.</li> <li>● Each button has a blue LED indicator.</li> <li>● Customizable button words.</li> <li>● Provide a variety of English button stickers,which can flexibly define the functions of each button.</li> </ul>	Zigbee Constant Voltage LED Controller:WZS2, WZ1, WZ5 Zigbee Triac Dimmer:S1-B(WZ), S1-F(WZ) Zigbee AC Switch:SS-L(WZ), SS-B(WZ) Zigbee Smart Curtain Motor:CM(WZ) Zigbee to DALI Converter:DA-M(WZ) ZigBee 0/1-10V Signal Converter:L1(WZ), L2(WZ) Zigbee Constant Current LED Driver:PB-12A-L(WZS), PB-12A-2(WZS), CXR-21A(WZS), CXR-21A-2(WZS) ZigBee Gateway:WG-Z	/
TS3(WZS)	Zigbee 3 Button Scene Touch Panel		Input voltage:100-240VAC Output signal:Zigbee 3.0 Remote distance:30m(Barrier-free space) Proudct Size:86x86x33mm(LxWxH)	<ul style="list-style-type: none"> <li>● 3 button scene panel remote,short press to recall the scene,long press for 3 seconds to turn off the scene.</li> <li>● Built-in Tuya Zigbee 3.0 remote module,supports scenario linkage and one-click execution.</li> <li>● Set scene function through Tuya APP.</li> <li>● Each button has a blue LED indicator.</li> <li>● Customizable button words.</li> <li>● Provide a variety of English button stickers,which can flexibly define the functions of each button.</li> </ul>	Zigbee Constant Voltage LED Controller:WZS2, WZ1, WZ5 Zigbee Triac Dimmer:S1-B(WZ), S1-F(WZ) Zigbee AC Switch:SS-L(WZ), SS-B(WZ) Zigbee Smart Curtain Motor:CM(WZ) Zigbee to DALI Converter:DA-M(WZ) ZigBee 0/1-10V Signal Converter:L1(WZ), L2(WZ) Zigbee Constant Current LED Driver:PB-12A-L(WZS), PB-12A-2(WZS), CXR-21A(WZS), CXR-21A-2(WZS) ZigBee Gateway:WG-Z	/
TS2(WZS)	Zigbee 2 Button Scene Touch Panel		Input voltage:100-240VAC Output signal:Zigbee 3.0 Remote distance:30m(Barrier-free space) Proudct Size:86x86x33mm(LxWxH)	<ul style="list-style-type: none"> <li>● 2 button scene panel remote,short press to recall the scene,long press for 3 seconds to turn off the scene.</li> <li>● Built-in Tuya Zigbee 3.0 remote module,supports scenario linkage and one-click execution.</li> <li>● Set scene function through Tuya APP.</li> <li>● Each button has a blue LED indicator.</li> <li>● Customizable button words.</li> <li>● Provide a variety of English button stickers,which can flexibly define the functions of each button.</li> </ul>	Zigbee Constant Voltage LED Controller:WZS2, WZ1, WZ5 Zigbee Triac Dimmer:S1-B(WZ), S1-F(WZ) Zigbee AC Switch:SS-L(WZ), SS-B(WZ) Zigbee Smart Curtain Motor:CM(WZ) Zigbee to DALI Converter:DA-M(WZ) ZigBee 0/1-10V Signal Converter:L1(WZ), L2(WZ) Zigbee Constant Current LED Driver:PB-12A-L(WZS), PB-12A-2(WZS), CXR-21A(WZS), CXR-21A-2(WZS) ZigBee Gateway:WG-Z	/
TS1(WZS)	Zigbee One Button Switch Touch Panel		Input voltage:100-240VAC Output signal:Zigbee 3.0 Remote distance:30m(Barrier-free space) Proudct Size:86x86x33mm(LxWxH)	<ul style="list-style-type: none"> <li>● Switch panel remote control,short press to turn on/off the light.</li> <li>● Built-in Tuya Zigbee 3.0 remote module,supports scenario linkage and one-click execution.</li> <li>● Set scene function through Tuya APP.</li> <li>● Each button has a blue LED indicator.</li> <li>● Customizable button words.</li> <li>● Provide a variety of English button stickers,which can flexibly define the functions of each button.</li> </ul>	Zigbee Constant Voltage LED Controller:WZS2, WZ1, WZ5 Zigbee Triac Dimmer:S1-B(WZ), S1-F(WZ) Zigbee AC Switch:SS-L(WZ), SS-B(WZ) Zigbee Smart Curtain Motor:CM(WZ) Zigbee to DALI Converter:DA-M(WZ) ZigBee 0/1-10V Signal Converter:L1(WZ), L2(WZ) Zigbee Constant Current LED Driver:PB-12A-L(WZS), PB-12A-2(WZS), CXR-21A(WZS), CXR-21A-2(WZS) ZigBee Gateway:WG-Z	/


## Zigbee remote control

Model Name	Product Name	Pictrue	Parameters	Key Feature	Recommended Products	Distinguish Between Similar Products
R2(WZS)	Zigbee 1 Zone Color Temperature Remote Control		Working voltage:coin cell CR2032 Output signal:Zigbee 3.0 Remote distance:30m(Barrier-free space) Proudct Size:135x40x11mm	<ul style="list-style-type: none"> <li>● Apply to Zigbee 3.0 dual color LED controller or driver.</li> <li>● Built-in Tuya Zigbee 3.0 remote module, supports scenario linkage and one-click execution.</li> <li>● Set scene function through Tuya APP.</li> <li>● 4 scene button.</li> <li>● Each remote can match one or more receiver.</li> </ul>	Zigbee Constant Voltage LED Controller:WZS2, WZ1 Zigbee to DALI Converter:DA-M(WZ) Zigbee 0-10V Signal Converter:L2(WZ) Zigbee Constant Current LED Driver:PB-12A-2(WZS), CXR-21A-2(WZS) Zigbee Gateway:WG-Z	/

## Zigbee Microwave Induction Switch

Model Name	Product Name	Pictrue	Parameters	Key Feature	Recommended Products	Distinguish Between Similar Products
EH-M(WZ)	Zigbee Microwave Induction Switch		Working voltage:100-240VAC Output signal:Zigbee 3.0,0/1-10V(Max.30mA), RF 2.4GHz Output current:Max.4A Proudct Size:95x95x40mm(LxWxH)	<ul style="list-style-type: none"> <li>● Ceiling mounting microwave motion detectors with HF system 10.525GHz,built-in daylight sensor.</li> <li>● Tuya APP cloud control, support motion detection sensitivity,light sensitivity, time delay on/off,timer operation and intelligent linkage to other devices.</li> <li>● Output Zigbee 3.0 signal,intelligent linkage to turn on/off other Tuya Zigbee or WiFi series light controllers.</li> <li>● Output 1 channel 0/1-10V signal,connect with 0/1-10V dimmable driver.</li> <li>● 1 relay switch AC output.</li> <li>● Work as RF remote,output RF 2.4G signal, remote controll other RF LED controller or RF dimmable LED driver optional.</li> </ul>	Zigbee Constant Voltage LED Controller:WZS2,WZ1,WZ5 Zigbee Triac Dimmer:S1-B(WZ),S1-F(WZ) Zigbee AC Switch:SS-L(WZ),SS-B(WZ) Zigbee Constant Current LED Driver:PB-12A-L(WZS),CXR-21A(WZS) Zigbee Gateway:WG-Z	/

## Wireless ZigBee Gateway

Model Name	Product Name	Pictrue	Parameters	Key Feature	Recommended Products	Distinguish Between Similar Products
WG-Z	ZigBee Gateway		Input voltage:Micro USB DC5V Working current:<1A The number of sub-devices:Max Node 50 Proudct Size:72x72x25(LxWxH)	<ul style="list-style-type: none"> <li>● Integrated with WiFi and Zigbee communication mode, achieve remote WiFi control and local Zigbee control.</li> <li>● WiFi signal and Zigbee signal are stable and reliable, can cover a wide area,preventing interference, and feature lower power consumption.The same local area network can connect multiple Zigbee gateway via Smart Life APP.</li> <li>● Maximum number of sub-device connections 50.</li> </ul>	Zigbee Constant Voltage LED Controller:WZS2,WZ1,WZ5 Zigbee Triac Dimmer:S1-B(WZ),S1-F(WZ) Zigbee AC Switch:SS-L(WZ),SS-B(WZ) Zigbee Smart Curtain Motor:CM(WZ) Zigbee to DALI Converter:DA-M(WZ) Zigbee 0-10V Signal Converter:L1(WZ),L2(WZ) Zigbee Constant Current LED Driver:PB-12A-L(WZS),PB-12A-2(WZS),CXR-21A(WZS),CXR-21A-2(WZS)	/