

DMX Signal Amplifier

- One DMX512 signal input, two DMX512 signal output.
- Dedicated to amplify, distribute and insulate the signal that comes from the lighting system equipment when it is connected to the bus of DMX512(or RS-485).
- Realize extending the signal transmission distance.
- Signals expansion output control, increase DMX (485) signal amplifier to distribute multi-channel control.
- Photo-electricity insulation between input and output terminals, output terminals among channels, so as to avoid the expensive equipment such as light, 485 communications equipment, DMX driver, precise digital lighting controller, being burnt by the possible high voltage which caused from the wrong wire connection and a broken equipment, also can avoid the signal interference between each DMX equipment.



CE RoHS

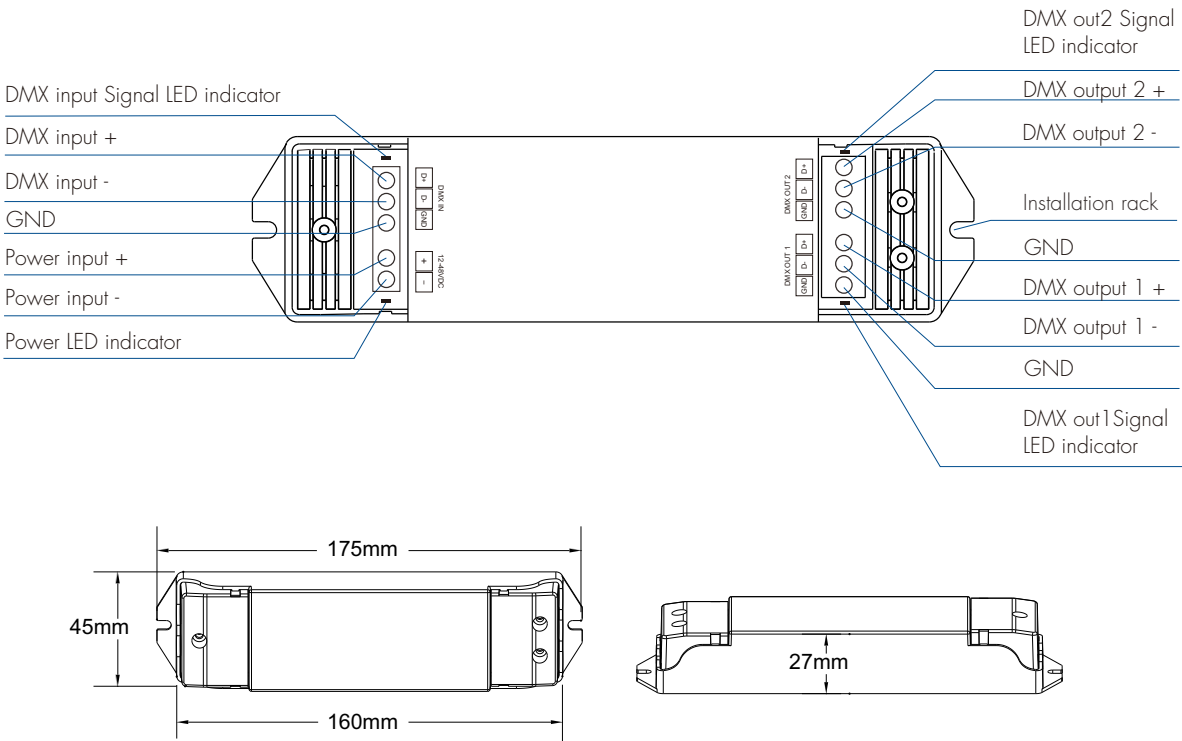
emc

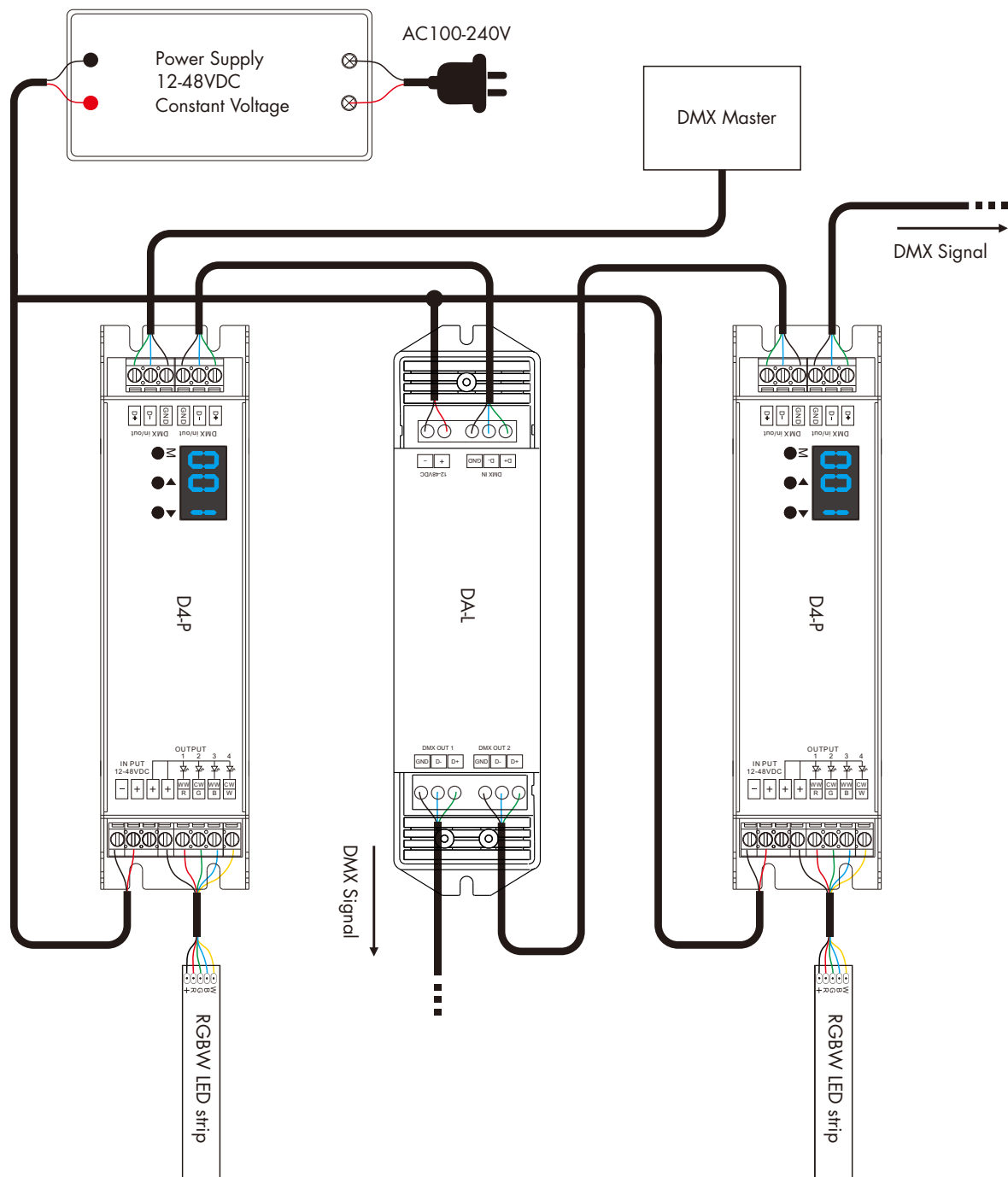
RED

Technical Parameters

Input and Output		Environment		Safety and EMC	
Input voltage	12-48VDC	Operation temperature	Ta: -30℃ ~ +55℃	EMC standard(EMC)	ETSI EN 301 489-1 V2.2.3 ETSI EN 301 489-17 V3.2.4
Input current	0.5A Max.	Case temperature (Max.)	Tc: +65℃	Safety standard	EN 61348-1:2015+A1:2021 EN 61348-2-13:2014+A1:2017
Input signal	DMX512	IP rating	IP20	Radio Equipment(RED)	ETSI EN 300 328 V2.2.2
Output signal	DMX512 x 2			Certification	CE, EMC, RED
Warranty		Package			
Warranty	5 years	Size	L178 x W50 x H38mm		
Protection	Reverse Polarity	Gross weight	0.125kg		

Mechanical Structures and Installations

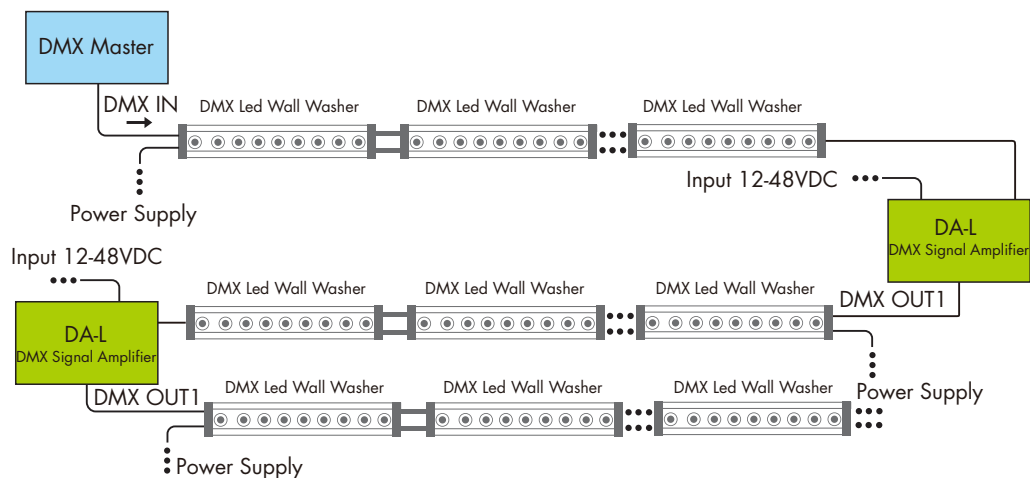




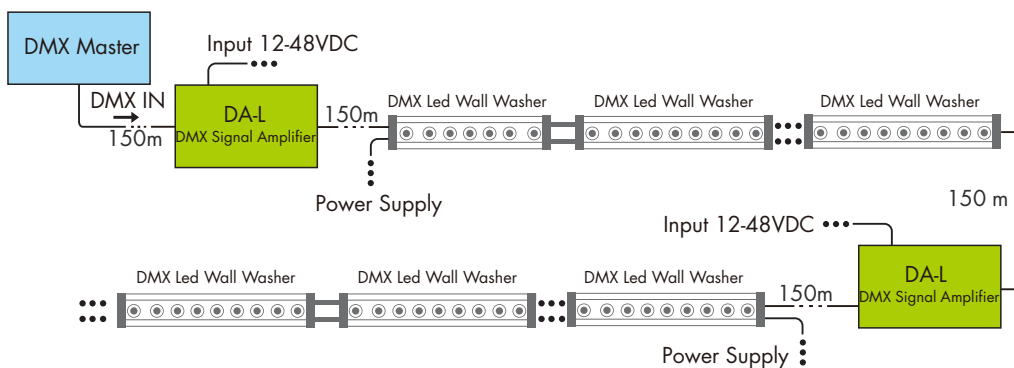
Note:

1. An amplifier is needed when more than 32 decoders are connected, signal amplification should not be more than 5 times continuously.
2. If the recoil effect occurs because of longer signal line or bad line quality, please try to connect 0.25W 90-120Ω terminal resistor at the end of each line.

A. The signal of many of DMX LED lights connection example:



B. The long distance of DMX signal example:



C. The distribution of DMX signal example:

