


# RF to DALI Converter

## Model No.:DA-M

6 in 1 / Wireless remote control / Powered by DALI bus or 24VDC / Encoding switch select address

### Features

- RF DALI master, 6 in 1 function, support single color, color temperature, RGB, RGBW, RGB+CCT, or switch light control.
- Match with RF 2.4G single zone or multiple zone remote control.
- 1 DALI address, support DT6 dimming, DT8-TC color temperature, DT8-RGB, DT8-RGBW or DT7 switch.
- In accordance with DALI standard protocol IEC 62386-101, 102, 207, 208, 209 and in compliance with DALI products from other international incorporation.
- Powered by DALI bus or 24VDC.
- Enable to select DALI address by encoding switch, support unicast, group and broadcast mode.
- For RGB/RGBW/RGB+CCT light type, built-in 10 dynamic modes, including jump or gradient.

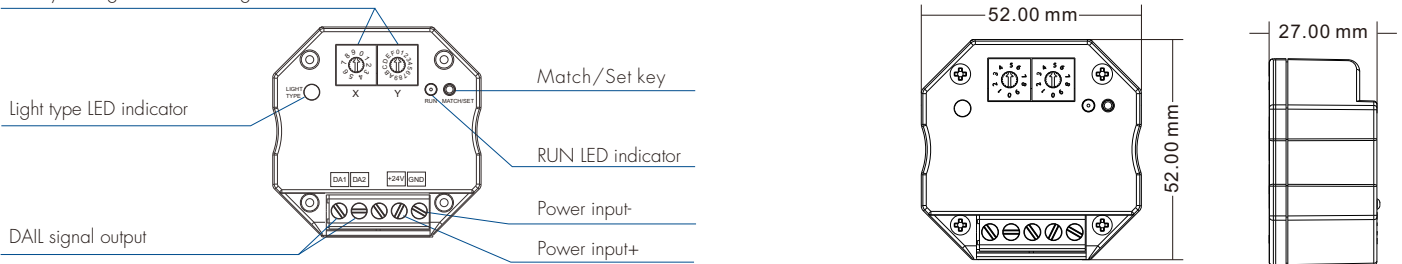


### Technical Parameters

Input and Output		Environment		Package	
Power input	DALI bus/24VDC	Operation temperature	Ta: -20°C ~ +50°C	Size	W60 x L 60 x H40mm
Static current	15mA@16VDC, 2mA@24VDC	Case temperature (Max.)	Ta: +55°C	Gross weight	0.060kg
Input signal	RF 2.4GHz	IP rating	IP20	<b>Warranty</b>	
Output signal	DALI			Warranty	5 years
Remote control distance	30m(open and barrier-free)				

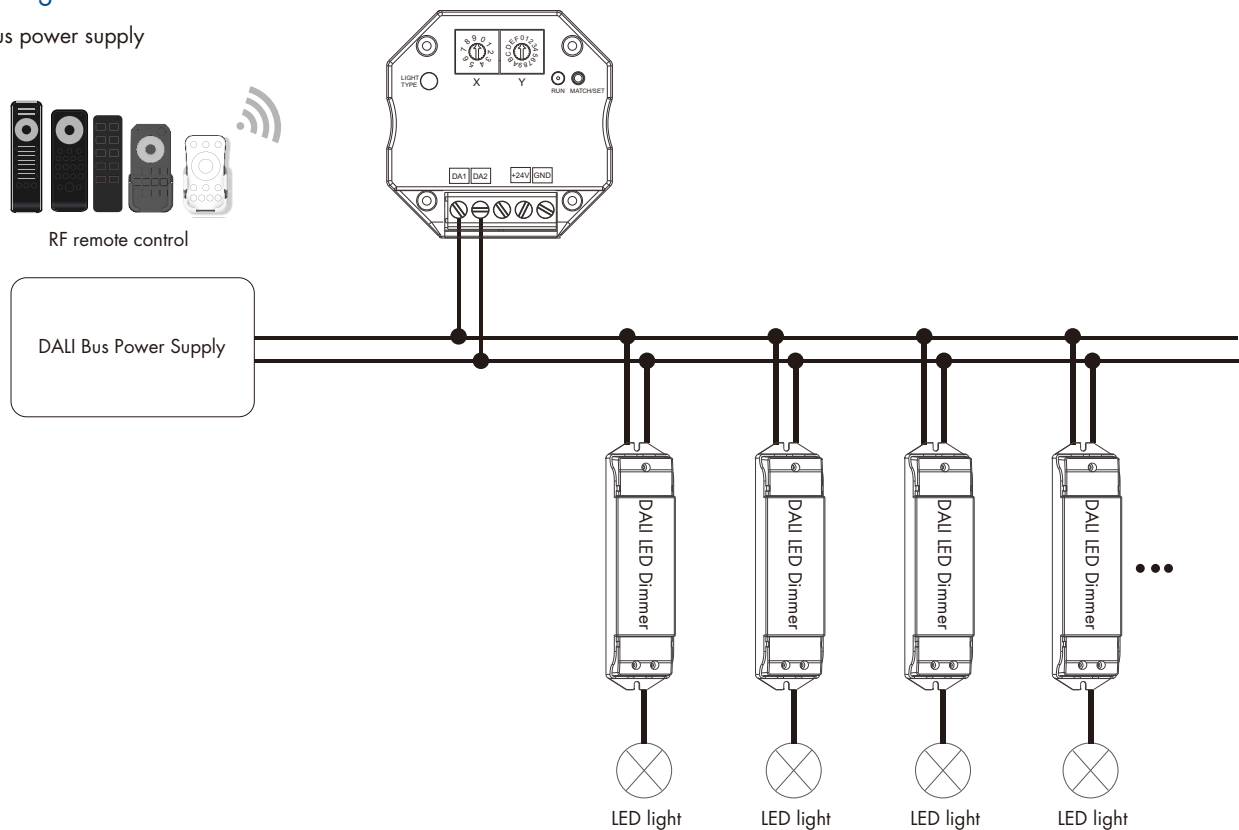
### Mechanical Structures and Installations

Rotary coding switch for setting DALI address

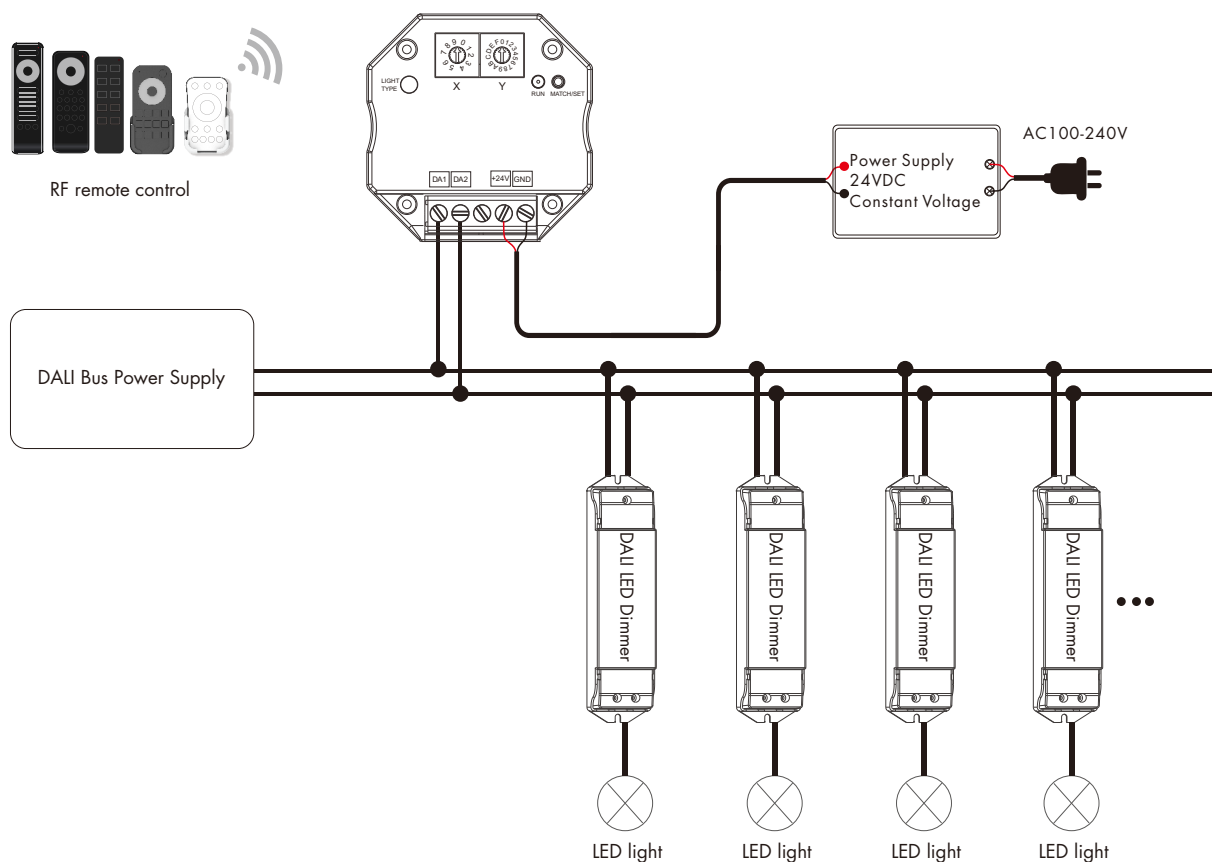


### Wiring Diagram

#### 1. DALI bus power supply



## 2. 24VDC power supply



**Note:** It is recommended to use a 24VDC power supply for the DALI master to reduce the load on the DALI bus power supply.

## Light type settings

SWITCH	C
DIM	W
CCT	Y
RGB	R
RGBW	G
RGB+CCT	B

Please select the light type before match the remote control.

Press and hold Match/Set key for 2s, switch 6 kinds light type in sequence, and light type LED indicator turn corresponding color.

White: DIM

Yellow: CCT

Red: RGB

Green: RGBW

Blue: RGB+CCT

Cyan: SWITCH

## Match Remote Control (two match ways)

Please select the same light type of RF remote control for matching, End user can choose the suitable match/delete ways. Two options are offered for selection:

### Use the Match key

Match:

Short press match key, immediately press on/off key (single zone remote) or zone key (multiple zone remote) on the remote. The RUN LED indicator fast flash a few times means match is successful.

Delete:

Press and hold match key for 5s to delete all match, The RUN LED indicator fast flash a few times means all matched remotes were deleted.

### Use Power Restart

Match:

Switch off the power of the receiver, then switch on power, repeat again. Immediately short press on/off key (single zone remote) or zone key (multiple zone remote) 3 times on the remote. The RUN LED indicator blinks 3 times means match is successful.

Delete:

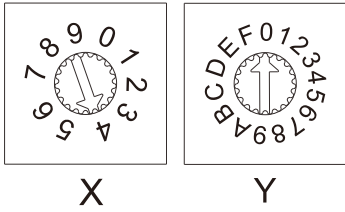
Switch off the power of the receiver, then switch on power, repeat again. Immediately short press on/off key (single zone remote) or zone key (multiple zone remote) 5 times on the remote. The RUN LED indicator blinks 5 times means all matched remotes were deleted.

## DALI address setting

Address value =  $X * 10 + Y$ .

For example:  $X = 5, Y = 4$ , Address value =  $5 * 10 + 4 = 54$ .

### Unicast mode



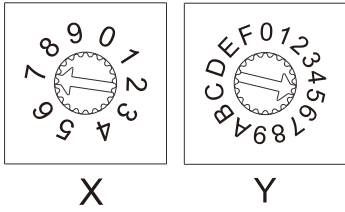
X is 0-6, Y is 0-9.

Address value 0-63 correspond to DALI unicast address 00-63.

For example:

Address value = 40, the unicast address value is 40.

### Group mode



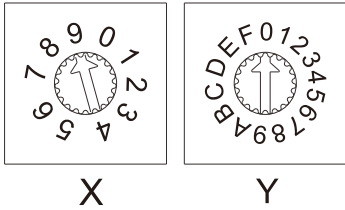
X is 7, Y is 0-F.

Address value 70-7F correspond to DALI group address 0-15.

For example:

Address value = 75, the group address value is 5.

### Broadcast mode



X is 9, Y is 0-F.

Address value 90 - 9F correspond to broadcast address.

## Dynamic mode list

For RGB/RGBW:

No.	Name	No.	Name
1	RGB jump	6	RGB fade in and out
2	RGB smooth	7	Red fade in and out
3	6 color jump	8	Green fade in and out
4	6 color smooth	9	Blue fade in and out
5	Yellow cyan purple smooth	10	White fade in and out

For RGB+CCT:

No.	Name	No.	Name
1	RGB jump	6	RGB fade in and out
2	RGB smooth	7	Red fade in and out
3	6 color jump	8	Green fade in and out
4	6 color smooth	9	Blue fade in and out
5	Color temperature smooth	10	White fade in and out