


Touch Button Constant Voltage RGB LED Controller



CE RoHS

Model List

Model	Product picture	Button Function
E3-C1		<p><b>On/off button</b>                      Short-press: Turn on/off the light.                      Double-click: Switch long press to adjust brightness or adjust color mode.                      Long-press (1-6s): Continuous brightness adjustment in brightness adjustment mode (default).                      Long-press (1-10s): Continuous color adjustment in color adjustment mode (96-color).                      (In color adjustment mode, after 10s of no operation, it will automatically return to brightness adjustment mode.)</p>
E3-C2		<p><b>On/off button</b>                      Short-press: Turn on/off the light.                      Long-press(1-6s): Continuous brightness adjustment.</p> <p><b>Color button</b>                      Short-press: Switch 24 colors.                      Long-press(1-6s): Continuous color saturation adjustment.</p>
E3-C3		<p><b>On/off button</b>                      Short-press: Turn on/off the light.                      Long-press(1-6s): Continuous brightness adjustment.</p> <p><b>Dynamic mode button</b>                      Short-press: Play 10 dynamic mode.                      Long-press(2s): Adjust 5 levels dynamic mode speed.</p> <p><b>Color button</b>                      Short-press: Switch 24 colors.                      Long-press(1-6s): Continuous color saturation adjustment .</p>

Features

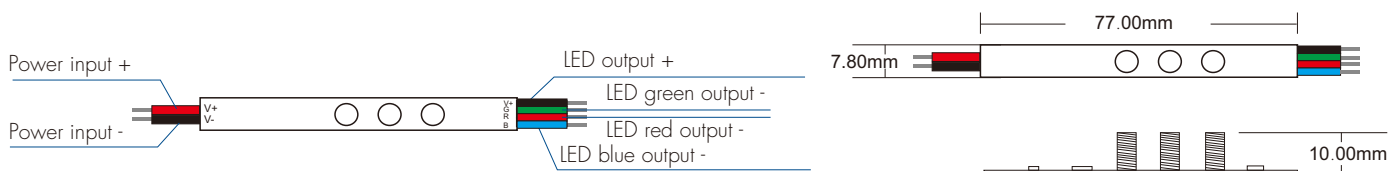
- 1/2/3 touch button constant voltage RGB LED controller.
- Turn on/off the light, adjust brightness or RGB color via buttons.
- Each touch button with blue LED indicator.
- 2 second on/off light fade.
- 3M paste in the bottom of the PCBA make easy installation and security.
- The media on the touch spring can be PC cover, acrylic board or mirror glass.
- Reverse protection.
- Widely used in table lamps, bedroom lamps, wardrobe lights, etc.

## Technical Parameters

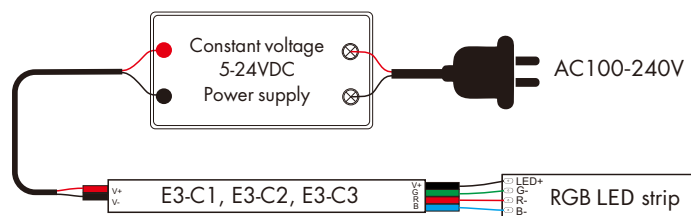
Input and Output		Dimming data		Safety and EMC	
Input voltage	5-24VDC	Dimming gray scale	256 level	EMC standard	EN IEC 55015:2019+A11:2020 EN 61547:2023
Output voltage	5-24VDC	Dimming range	5-100%		EN IEC 61000-3-2:2019+A1:2021 EN 61000-3-3:2013+A1:2019
Output current	1.5A/CH	Dimming curve	linear		Safety standard
Output power	(7.5-36)W/CH	PWM Frequency	2KHz	Certification	CE
Output type	Constant voltage	Environment		Package	
		Operation temperature	Ta: -10 °C ~ +45 °C	Size	90 x 130mm
		Case temperature (Max.)	Tc: +75 °C	Gross weight	0.012kg
Warranty		IP rating	IP20		
Warranty	5 years				

## Mechanical Structures

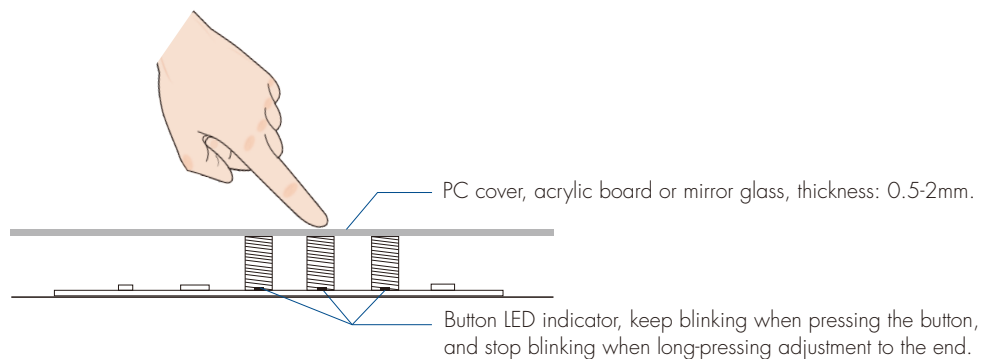
(Take E3-C3 for example (E3-C1, E3-C2 differ only in the number of buttons):



## Wiring and Installation Diagram



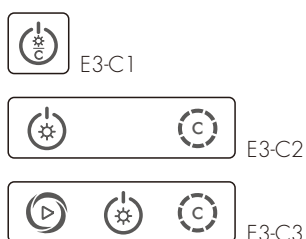
Take E3-C3 installation for example (E3-C1, E3-C2 differ only in the number of buttons):



- Put touch LED controller into proles when power is off.
- When install it in high humidity places (for example, bathroom or kitchen), please make sure LED proles is isolated against water, otherwise it will affect the sensitivity of touch sensor.
- Pay attention to power input and LED output polarity.

### Button Sticker

You can attach a button function sticker above the touch button.



### E3-C3 Dynamic Mode List

No.	Name	No.	Name
1	RGB jump	6	RGB fade in and out
2	RGB smooth	7	Red fade in and out
3	6 color jump	8	Green fade in and out
4	6 color smooth	9	Blue fade in and out
5	Yellow cyan purple smooth	10	White fade in and out