

F1-M+RC1

Infrared remote LED Dimmer

- Infrared remote control 1 channels constant voltage single color LED dimmer.
- DC power socket input.
- 5A output, output connects with 5 meters single color LED strip.
- Adjust the brightness by IR remote or SET key.
- 4096 levels dimming smoothly without any flash.
- Logarithmic dimming curve.

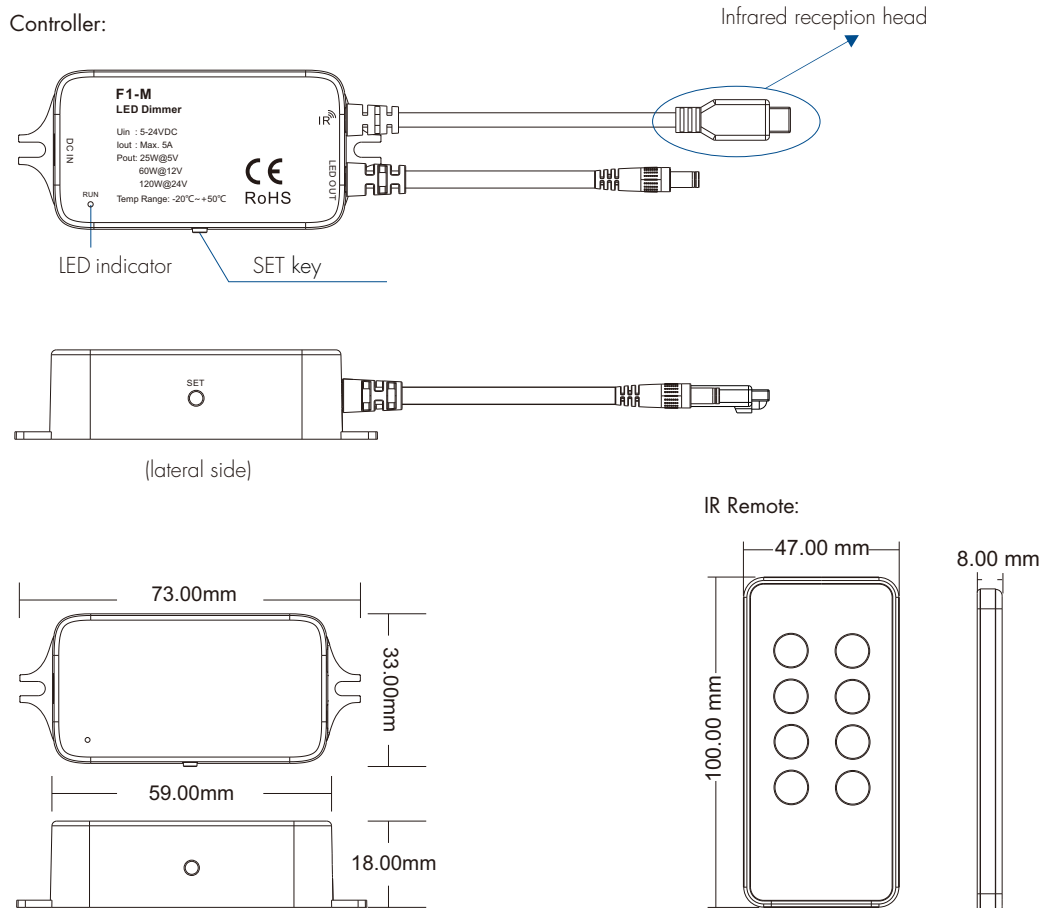


CE RoHS 

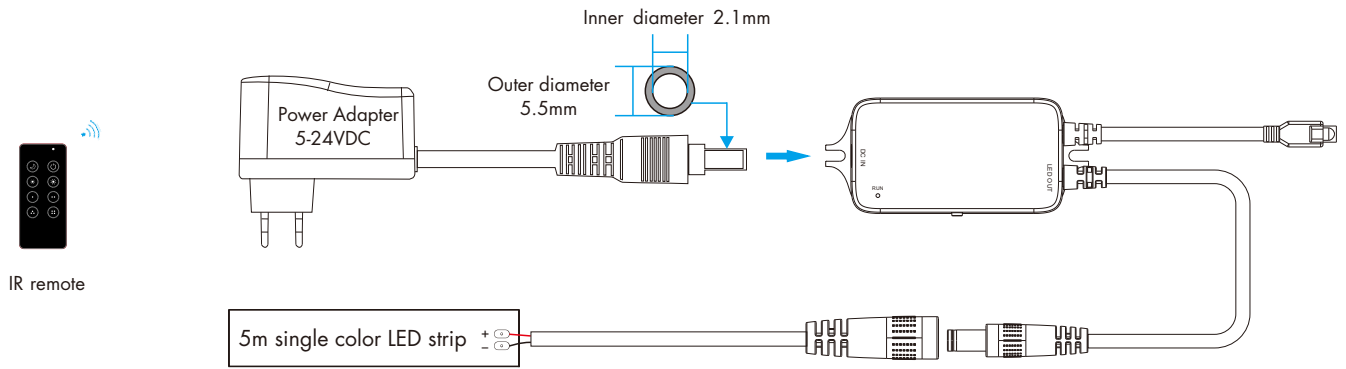
Technical Parameters

Input and Output		Dimming data		Safety and EMC	
Input voltage	5-24VDC	Input signal	IR + key	EMC standard (EMC)	ETSI EN 301 489-1 V2.2.3 ETSI EN 301 489-17 V3.2.4
Output voltage	5-24VDC	Control distance	10m(Barrier-free space)	Safety standard	EN 61348-1:2015+A1:2021 EN 61348-2-13:2014+A1:2017
Output current	Max. 5A	Dimming gray scale	4096 level	Certification	CE, EMC
Output power	25W@5V 60W@12V 120W@24V	Dimming range	10-100%		
		Dimming curve	Logarithmic		
Environment		PWM Frequency		Package	
Operation temperature	Ta: -20°C ~ +50°C	Warranty	5 years	Size	L110x W57x H32mm
Case temperature (Max.)	Tc: +85°C	Protection	Over heat	Gross weight	0.090kg


Mechanical Structures and Installations








Wiring Diagram



Key Function of IR Remote



-  : Short press turn on/off the light.
-  : Night light function, 10% brightness with short press.
-  : Increase brightness, Short press 10 levels, long press 1-6s for continuous 256 levels adjustment.
-  : Decrease brightness, Short press 10 levels, long press 1-6s for continuous 256 levels adjustment.
-  Short press to select each of the four brightness levels: 25%, 50%, 75%, 100%.

Notes:

1. IR remote control does not need to be paired and can be controlled directly.
2. When the remote control is far away, using infrared remote control, you need to align with the infrared sensor head.

SET Key Function of Dimmer

Short press: sequentially switch 5 levels of light brightness (10%, 25%, 50%, 75%, 100%).

Long press (1-6s): Step-less dimming, with every other long press, the light level goes to the opposite direction, dimming range 10%-100%.

Dimming Curve

