

V1-X

DALI + Push + 0/1-10V + Triac LED Dimmer

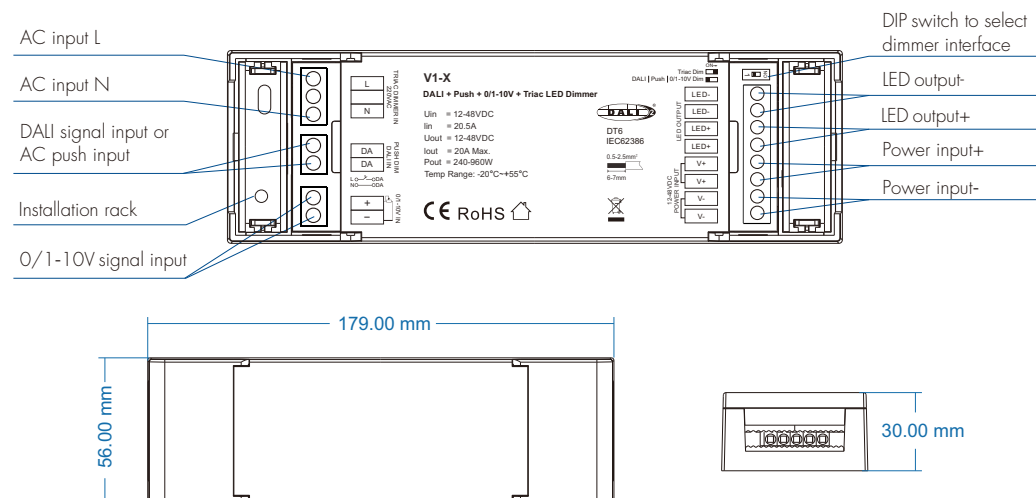
- Multifunction 4 in 1 dimming constant voltage LED controller, with DALI, 0/1-10V, AC Push and Triac dimming Interface.
- 12-48V input, 1 channel output, maximum current output 20A.
- DALI-2 certified, in accordance with DALI standard protocol IEC 62386-101, 102, 207 and in compliance with DALI products from other international incorporation.
- 1 DALI address, auto-assigned by DALI host, supports DT6 dimming.
- Support 0-10V or 1-10V signal input.
- Support Triac reverse-phase dimming or forward-phase dimming input.
- Connect AC push switch for on/off and 0-100% dimming.
- Set Triac or other dimming method via dip switch.



Technical Parameters

Input and Output		Safety and EMC		Environment	
Input voltage	12-48VDC	EMC standard	EN IEC 55015/ EN IEC 61547	Operation temperature	Ta: -20°C ~ +55°C
Input current	20.5A	Safety standard	EN 61347-1/-2 EN 62493	Case temperature (Max.)	Tc: +85°C
Output voltage	12-48VDC	Certification	CE RoHS DALI-2	IP rating	IP20
Output current	20A Max.	Warranty and Protection		Package	
Output power	240-960W				
Input signal	DALI / AC Push / 0/1-10V / Triac	Warranty	5 years	Size	L185 x W58 x H36mm
		Protection	Reverse polarity	Gross weight	0.170kg

Mechanical Structures and Installations



Operation

1. Dimming interface select

Before wiring, please select your desired dimming method via DIP switch.
The different dimming interfaces cannot be wired and used at the same time,
only one dimming method can be selected for wiring at a time.
Do not select dimming input with power applied to the device.

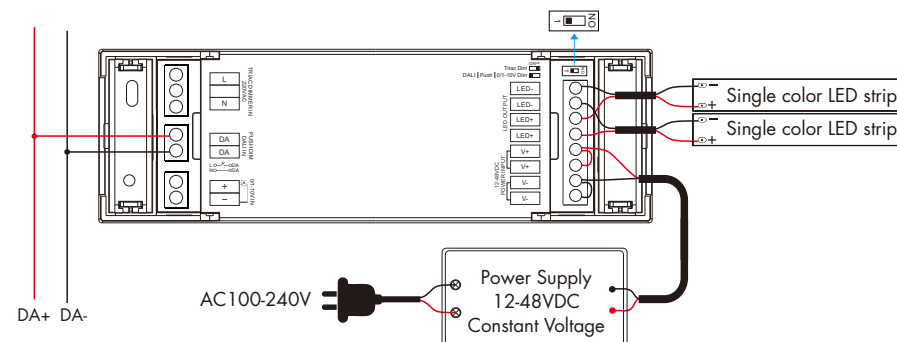
2. DALI address assigned by DALI master

While select DALI dimming input, DALI address can be assigned by DALI master controller automatically.
Please refer to user manual of DALI master.

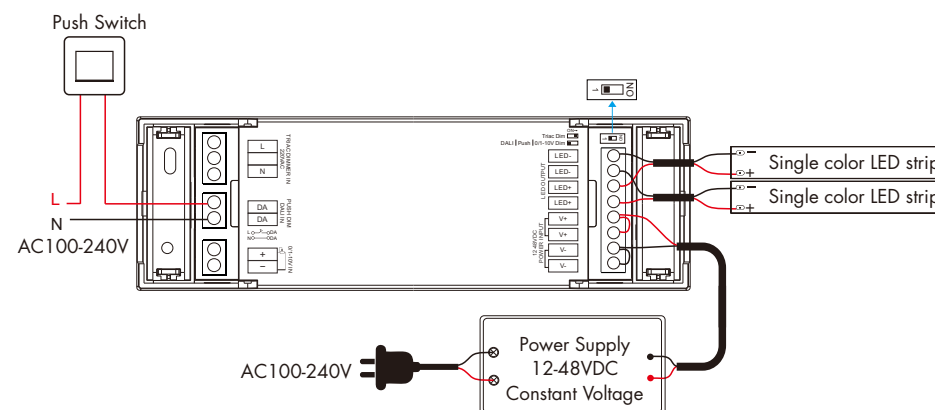
Wiring Diagram

1. Connect with two separate loads and each one is not over 10A

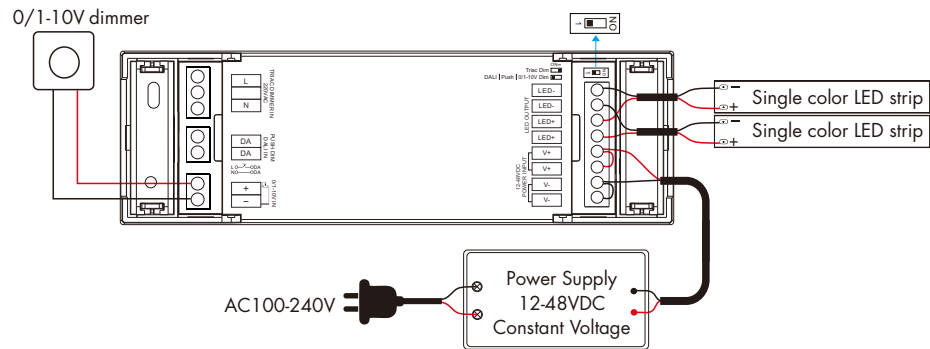
• DALI dimming



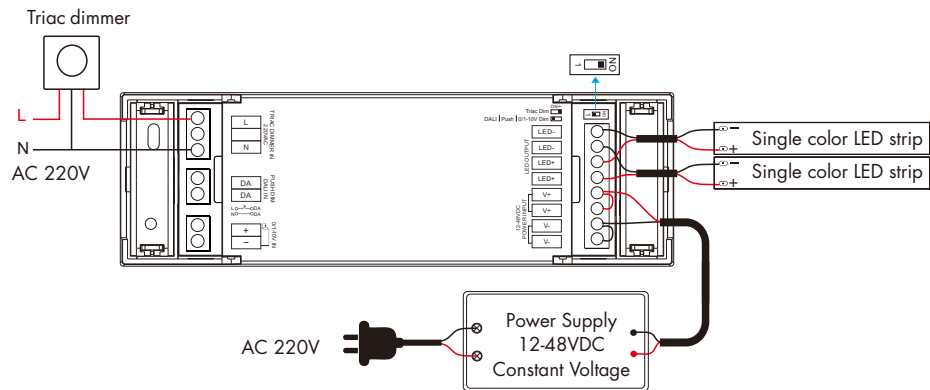
• AC Push dimming



● 0/1-10V dimming

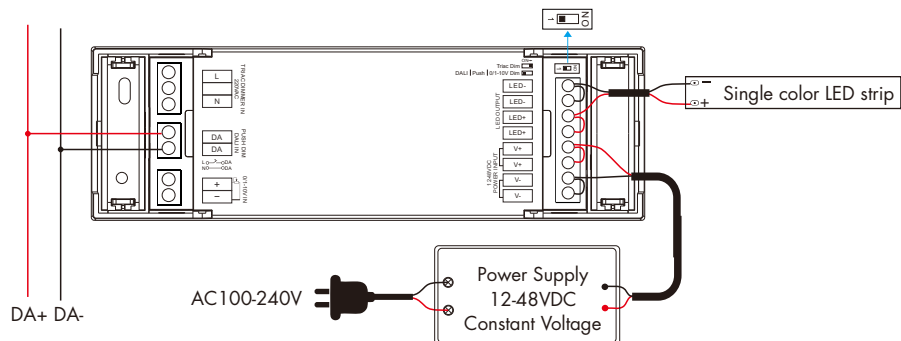


● Triac dimming

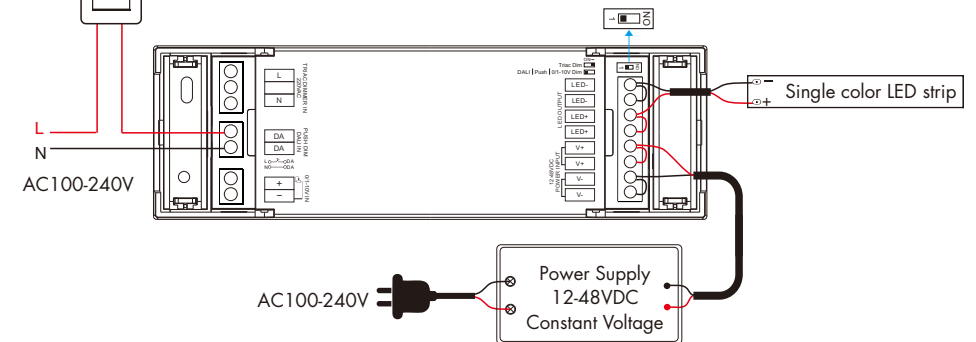


2.Connect with a single load is over 10A

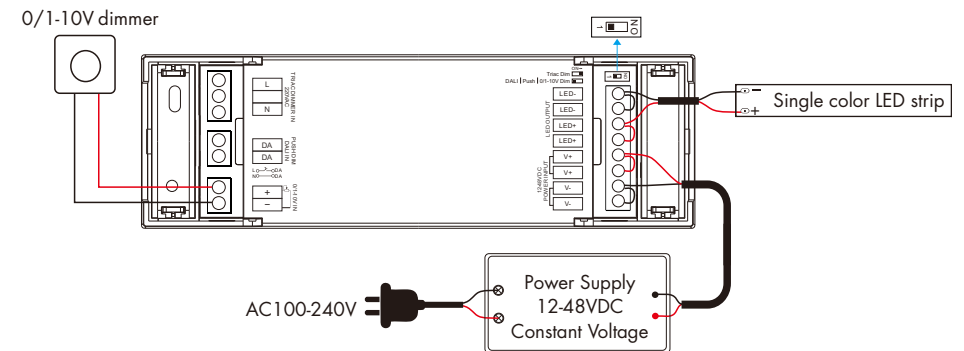
● DALI dimming



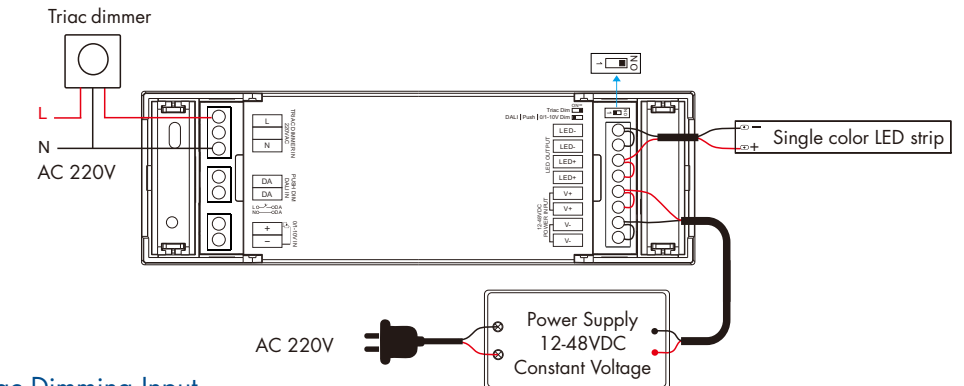
● AC Push dimming
Push Switch



● 0/1-10V dimming



● Triac dimming



Triac Dimming Input

- AC 220V dimming signal input can get 0%-100% brightness output, and the brightness is proportional to the input dimming signal. If the brightness can not go to 0% or 100%, please check the input voltage whether can get to the lowest or highest voltage.
- While connected with a Triac dimmer, such as Lutrom, Clipsal, Dynalite dimmer, different Triac dimmers from different suppliers may have different minimum dimming levels which the driver can't be dimmed below. To dim to 1%, please make sure the dimmer supports 1% minimum dimming level.