


## Waterproof RF 2-Button RGBW LED Controller

- RF RGBW LED controller with 4 channel constant voltage output.
- IP67 rating, internal gluing, suitable for outdoor and damp environment.
- 2-button operation, support on/off light, adjust brightness, color, dynamic mode and dynamic speed.
- Built-in 10 dynamic modes, including jump and fade.
- 4096 levels dimming smoothly without any flash.
- Match with RF 2.4G single or multi-zone RGBW remote controller optional.

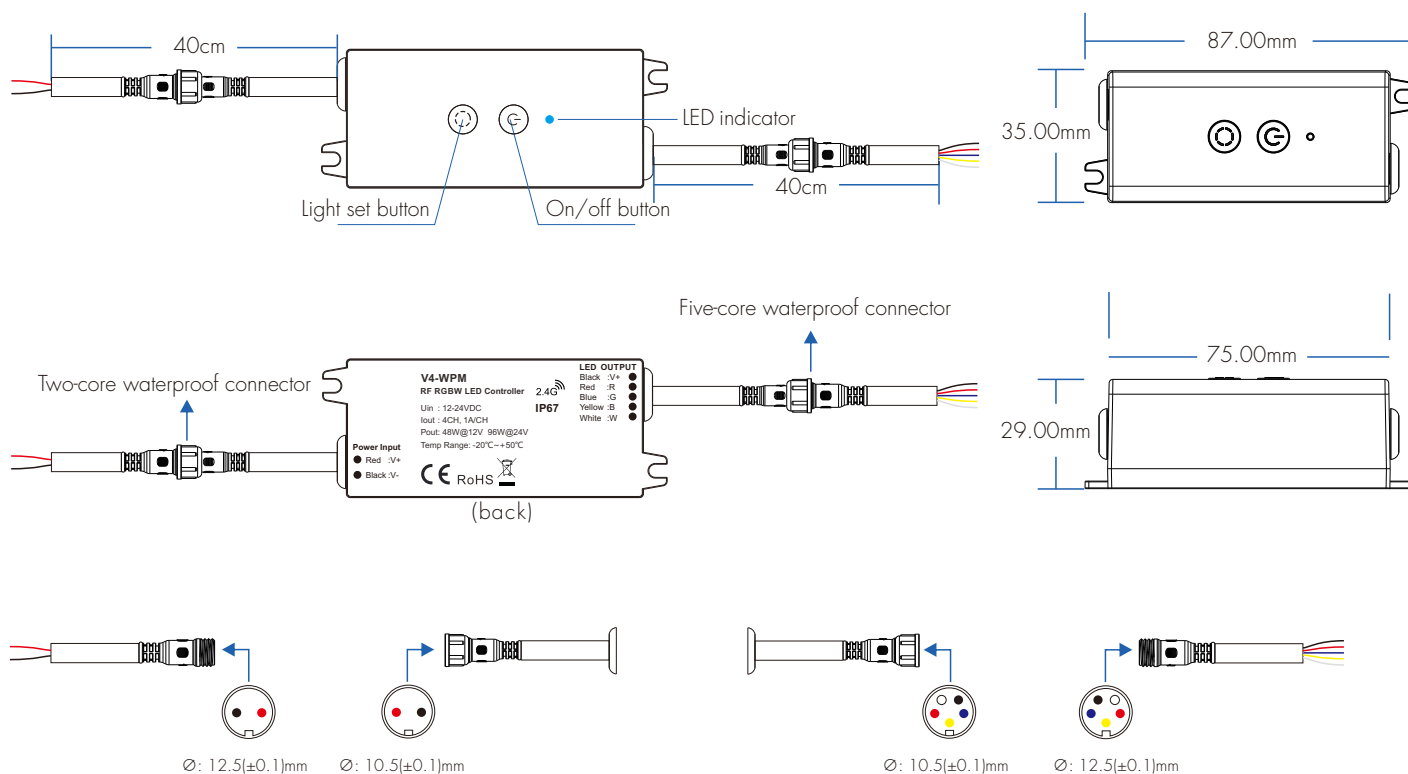


CE RoHS

### Technical Parameters

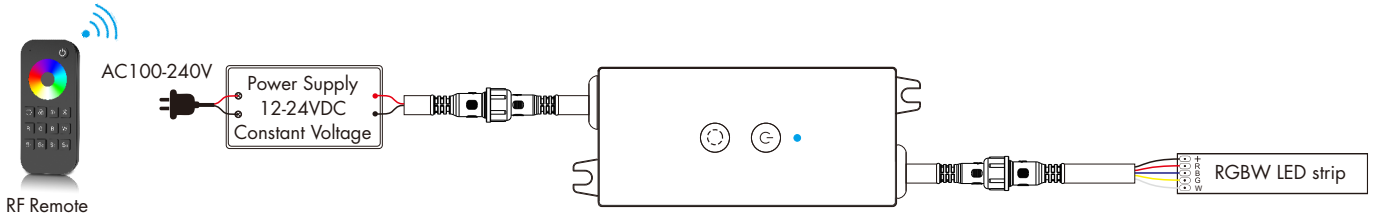
Input and Output		Dimming data		Safety and EMC	
Input voltage	12-24VDC	Input signal	2-button + RF 2.4GHz	Safety standard	EN 61347-1/-2
Output voltage	12-24VDC	Control distance	30m(Barrier-free space)	EMC standard	EN IEC 55015/EN IEC 61547 ETSI EN 301 489-1/-3
Output current	4CH, 1A/CH	Dimming gray scale	4096 (2 <sup>12</sup> ) levels	Radio Equipment	ETSI EN 300 440
Output power	48W@12V 96W@24V	Dimming range	1 -100%	Certification	CE RoHS
Output type	Constant Voltage	Dimming curve	Logarithmic	<b>Environment</b>	
<b>Warranty and Protection</b>		<b>Package</b>		Operation temperature	Ta: -20°C ~ +50°C
Warranty	5 years	Size	L112xV80xH45mm	Case temperature (Max.)	Tc: +85°C
Protection	Reverse polarity	Gross weight	0.130kg	IP rating	IP67

### Mechanical Structures and Installations





NOTE: When installing, align the insert and tighten the nut.

## Wiring Diagram





## Button Function



- 
**Short press:** Turn on/off the light.  
**Long press (1-6s):** Continuous brightness adjustment, dimming range 1-100%.
- 
**Short press:** Enter static mode, and switch 8 static colors (red - orange - yellow - green - cyan - blue - purple - white).  
**Double click:** Enter dynamic mode and switch 4 dynamic modes (6 color jump, 6 color fade, white jump, white fade).  
 The white color jumps in the order of 25%, 50% and 100% brightness.
- Long press:** In static mode, long press for 1-6s, adjust the color saturation continuously, i.e., the current static color to white gradient transition.  
 In dynamic mode, long press for 2s to sequentially switch 5 levels of dynamic change speed, and the LED indicator blinks 1 time for every level of switching.

## Match With RF Remote Controller

There are two ways to match/delete:

### Use Match key

**Match:**  
 Press and hold  and  button 2s, the LED indicator blinks slowly, immediately press on/off key (single zone remote) or zone key (multiple zone remote) of the remote. The LED indicator stop blinks means match is successful.

**Delete:**  
 Press and hold  and  button 5s, The LED indicator fast flash 5 times means all matched remotes were deleted.

### Use Power Restart

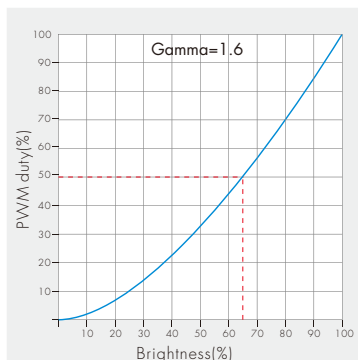
**Match:**  
 Switch off the power of the controller, then switch on power, repeat again. Immediately short press on/off key (single zone remote) or zone key (multiple zone remote) 3 times on the remote. The light blinks 3 times means match is successful

**Delete:**  
 Switch off the power of the controller, then switch on power, repeat again. Immediately short press on/off key (single zone remote) or zone key (multiple zone remote) 5 times on the remote. The light blinks 5 times means all matched remotes were deleted..

## Dynamic Change Mode (called up by RF remote control)

No.	Name	No.	Name
1	RGB jump	6	RGB fade in and out
2	RGB smooth	7	Red fade in and out
3	6 color jump	8	Green fade in and out
4	6 color smooth	9	Blue fade in and out
5	Yellow cyan purple smooth	10	White fade in and out

## Dimming Curve



## Safety Information

- Do not install with electricity.
- Please use it within the working temperature range of -20°C ~ +50°C to ensure the stable performance of the product.
- Avoid prolonged immersion in water.
- Avoid using it in large metal areas or areas with strong electromagnetic waves, otherwise the remote control distance will be affected.